



Sheffield Daffodil & Spring Flower Show



26 & 27 September 2015

**Saturday 10-3, Sunday 10-3
Sheffield Town Hall**

ENQUIRIES

Paul Robinson - 6491 2115

- Exhibitor's Numbers, Floral Art & Cut Flowers

Cate Rejman - 0407 112 090

- General enquiries

On behalf of the Kentish Garden Club and the Daffodil and Spring Flower Show committee, we would like to take this opportunity to sincerely thank each and every one of our dedicated helpers who contribute in many and varied ways to the success of the show. We would also like to thank our wonderful sponsors whose support helps to ensure the success of this important annual event.

SHOW FEATURES INCLUDE

Daffodil Display – Cut Flower Display – Floral Art Display.

Plant Stalls – Produce Stalls

LIGHT LUNCHES AVAILABLE
(SOUP AND SANDWICHES)

also

MORNING AND AFTERNOON TEAS

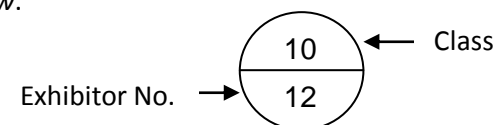
PRESENTATION OF PRIZES – 2.30pm on Sunday

The Kentish Garden Club meets on the 2nd Thursday of each month in the Sheffield Town Hall Supper Room, Sheffield, at 7.30pm. We invite you to attend our meetings and join our Club.

For further information please visit our website at
www.kentishgardenclub.com.au

SHOW RULES AND CONDITIONS OF ENTRY

1. All exhibits (Daffodils, Cut Flowers, Floral Art) to be staged between 11 am & 1 pm on FRIDAY 25 SEPTEMBER.
2. Judging commences at 2 pm on FRIDAY 25 SEPTEMBER. The judges' decision will be final.
3. All exhibits must be the property of, and be grown by the Exhibitor, except in Floral Art where the exhibit **MUST** be designed and arranged by the Exhibitor.
4. The Stewards will direct Exhibitors on staging and will be of assistance if you need any. All exhibits **MUST** have a white "dot" attached, showing *class number on top, and Exhibitor's number below*.



5. Exhibits may not be removed until **after the presentations** on Sunday 27 September, without the consent of the Stewards.
6. Points for trophies will be allocated as follows: 2 points for 1st prize, 1 point for 2nd prize.
7. In case of a tie, the trophy will be awarded to the person with the most first places.
8. Daffodil blooms in Seedlings, Open, Restricted class *must* be labelled with **either**
 - a. The name or number of the bloom and classification (Division No) of the bloom **OR**
 - b. The words "name or seedling No. not known" written in full, followed by the classification (Division No).
Novice exhibitors are encouraged to do this.
9. N.N.D. in this schedule means "Not necessarily distinct"

SPECIAL AWARDS - DAFFODILS

Grand Champion Bloom

Reserve Champion Bloom

Champion Bloom in Seedling Section

Champion Bloom in Open Section

Champion Bloom in Restricted Section

Champion Bloom in Novice Section

Best Divisional Blooms – Trumpet Daffodil; Large Cup Daffodil; Small Cup

Daffodil; Double Daffodil; Pink Daffodil (any Division); Triandrus

Daffodil; Cyclamineus Daffodil; Jonquilla Daffodil; Tazetta Daffodil;

Poeticus Daffodil; Bulbocodium Daffodil; Split Corona Daffodil;

Miscellaneous Daffodil; Species Daffodil; Reversed Bi-colour (any Division, not Miniature)

Champion Miniature Bloom in all Divisions

Reserve Champion Miniature Bloom in all Divisions

Tasmanian Daffodil Council Trophies September 2015

1. **J.M. Radcliff Trophy** - 3 standard varieties, 3 stems of each in 3 vases.
2. **Frank Stronach Trophy** - best reverse bi-colour, (Y-W) any size daffodil.
3. **Tasmanian Daffodil Council Coaster** – Best Miniature Daffodil

SPECIAL AWARDS – CUT FLOWERS AND FLORAL ART

Cut Flowers

Champion exhibit in Cut Flower Section

Best exhibit in Container Grown Plants.

Best exhibit in Rhododendron and Camellia Sections.

Most Points gained in Cut Flower Section

Floral Art

Best exhibit in Open Section

Best exhibit in Novice Section

Best exhibit in Novelty Section

Best exhibit in Children's Section under 5 years


Best exhibit in Children's Section 5-10 years

Best exhibit in Children's Section over 10 years

Best exhibit for People's Choice (Ballot box at display)


DAFFODIL DEFINITIONS

In Tasmania, a Daffodil in Divisions 1, 2, and 3 is judged according to its measurements (comparing length of corona with length of petals), not necessarily in the Division in which it has been officially registered.



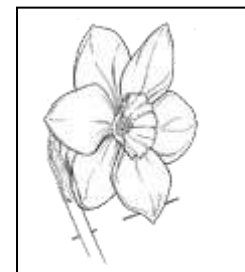
Division 1: TRUMPET DAFFODILS

1 flower per stem. Corona (cup) as long or longer than the perianth segments (petals).




Division 2: LARGE CUP DAFFODILS

1 flower per stem. Corona more than 1/3 but less than equal length of perianth segments .




Division 3: SMALL CUP DAFFODILS

1 flower per stem. Corona not more than 1/3 the length of perianth segments.

**Division 4: DOUBLE DAFFODILS**


1 or more flowers per stem, with doubling of perianth segments, Corona, or both.

**Division 5: TRIANDRUS DAFFODILS**

Small flowers that hang like bells. Usually more than 1 flower per stem. Drooping head, with a short cup, often reflexed.

**Division 6: CYCLAMINEUS DAFFODILS**


1 flower to a stem, perianth segments significantly reflexed. Flower at acute angle to the stem, with a short pedicel.

**Division 7: JONQUILLA DAFFODILS**

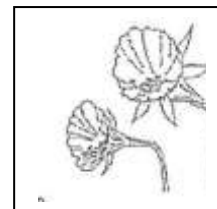
1 to 5 (rarely 8) flowers on a round stem, leaves narrow and dark green, perianth segments spreading not reflexed and flowers fragrant.

**Division 8: TAZETTA DAFFODILS**


Usually 3 to 20 sweet scented flowers to a stout stem. Perianth segments spreading, not reflexed, and leaves broad.

**Division 9: POETICUS DAFFODILS**

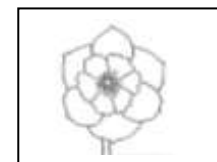
Usually 1 flower per stem. Perianth segments pure white, corona very short or disk shaped, usually with a green and/or yellow centre and a red rim, but sometimes of a single colour. Flowers usually fragrant.

**Division 10: BULBOCODIUM HYBRID DAFFODILS**


Usually 1 flower per stem. Perianth insignificant compared with the dominant corona. Its common name is Hoop Petticoat.

**Division 11: SPLIT-CORONA DAFFODILS**

Corona split more than 1/3 of the length, usually with cup laying back against the petals.

**Division 12: MISCELLANEOUS DAFFODILS**

Daffodil cultivars not classifiable in any other Division. Many are inter-division hybrids.

**Division 13: SPECIES DAFFODILS**

All species in their wild (natural) form. Usually distinguished solely by botanical name.

DAFFODILS

SEEDLING SECTION

A Seedling Daffodil is an un-named cultivar raised from seed produced by the Exhibitor.

Class No.

1. 3 distinct varieties, any Division (to be staged separately)
2. 1 yellow perianth, coloured trumpet (not pink)
3. 1 white perianth, coloured trumpet (not pink)
4. 1 white perianth, pink trumpet
5. 1 trumpet not falling into classes 2, 3 & 4
6. 1 yellow perianth, coloured large cup (not pink)
7. 1 white perianth, coloured large cup (not pink)
8. 1 white perianth, pink large cup
9. 1 large cup not falling into classes 6, 7 & 8
10. 1 yellow perianth, small cup
11. 1 white perianth, small cup
12. 1 white perianth, small cup with coloured rim
13. 1 small cup, not falling into classes 10, 11 & 12
14. 1 double – Division 4
15. 1 bloom, Divisions 5-9 inclusive
16. 1 bloom, Division 10 – Bulbocodium (if flower greater than 50mm)
17. 1 bloom, Division 11 – Split Corona
18. 1 bloom, Division 12 – miscellaneous

OPEN SECTION

Division 1 – Trumpets

19. 3 distinct varieties (to be staged separately)
20. 1 yellow perianth, yellow or coloured trumpet (not pink)
21. 1 white perianth, white or coloured cup (not pink)
22. 1 white perianth, pink trumpet
23. 1 single bloom, any other colour combination
 - Not falling in the above

Division 2 – Large Cupped

24. 3 distinct varieties (to be staged separately)
25. 1 yellow perianth, yellow or coloured cup (not pink)
26. 1 white perianth, white or coloured cup (not pink)
27. 1 white perianth, pink cup
28. 1 white perianth, Corona with coloured rim.
29. 1 reversed bi-colour (y-w)
30. 1 single bloom, any other colour combination
 - Not falling into above.

Division 3 – Small Cupped

31. 3 distinct varieties (to be staged separately)
32. 1 yellow perianth, yellow or coloured cup (not pink)
33. 1 white perianth, white or coloured cup (not pink)
34. 1 white perianth, pink cup
35. 1 white perianth, corona with coloured rim
36. 1 single bloom, any other colour combination
 - Not falling into above.

Division 4 – Doubles

37. 3 distinct varieties (to be staged separately)
38. 1 yellow perianth (petaloids not pink)
39. 1 white perianth (petaloids not pink)
40. 1 white or yellow perianth, pink petaloids
41. 1 single bloom, any other colour combination
 - Not falling into above.

Divisions 5-9 and 11-13

42. 3 distinct varieties (to be staged separately)
43. 1 Triandrus (Division 5)
44. 1 Cyclamineus (Division 6)
45. 1 Jonquilla (Division 7)
46. 1 Tazetta (Division 8)
47. 1 Poeticus (Division 9)
48. 1 Bulbocodium (Division 10) with flower greater than 50 mm.
49. 3 distinct Split Coronas (Division 11)
50. 1 Split Corona (Division 11)
51. 1 Miscellaneous (Division 12)
52. 1 Species, distinguished solely by Botanical Name (Division 13)

NOTE: Miniature Classes – see page 13.

INTERMEDIATE SECTION

Exhibitor with no restriction. Blooms to measure between 45 mm – 80 mm diameter.

53. 3 distinct varieties (to be staged separately)
54. 1 stem from Division 1-4.
55. 1 stem from Division 11 (Split Corona)

RESTRICTED SECTION

An Exhibitor should move to Open Section after 3 years in Restricted if they have won Champion Bloom Restricted, a trophy class or aggregate. If a grower has won none of the above, he/she may remain in Restricted indefinitely.

56. 3 distinct varieties, any Division (to be staged separately)
57. 1 Trumpet – Division 1
58. 1 Large cupped – Division 2
59. 1 Small cupped – Division 3
60. 1 Pink – Division 4
61. 1 Double – single stem.
62. 3 distinct varieties from Divisions 5-9
63. 1 Triandrus – Division 5
64. 1 Cyclamineus – Division 6
65. 1 Jonquilla – Division 7
66. 1 Tazetta – Division 8
67. 1 Poeticus – Division 9
68. 1 Bulbocodium – Division 10 with flower greater than 50 mm in diameter
69. 1 Split Corona – Division 11
70. 1 Miscellaneous – Division 12
71. 1 Species – Division 13, distinguished solely by Botanical name.

NOVICE SECTION

For inexperienced Exhibitors. Exhibitors may enter in Novice for 2 years only, irrespective of the number of classes or champions won.

- 72. 1 Trumpet – Division 1
- 73. 1 Large cupped – Division 2
- 74. 1 Small cupped – Division 3
- 75. 1 Pink – Division 1-3
- 76. 1 Double – Division 4
- 77. 1 Division 5-9
- 78. 1 Bulbocodium – Division 10 with flower greater than 50mm in diameter
- 79. 1 Split corona – Division 11
- 80. 1 Miscellaneous – Division 12
- 81. 1 Species – Division 13, distinguished solely by Botanical name

CHILD SECTION

- 82. Any variety, single bloom exhibited by a child – special prize donated by Radcliff Daffodils.

DECORATIVE DAFFODILS (Not suitable for showing)

– OPEN TO ALL EXHIBITORS

- 83. 3 distinct blooms, any Division (staged separately).
- 84. 1 single bloom, any Division
- 85. The largest daffodil, any Division
- 86. Innovative award for 1 seedling bloom, any Division or size (to be judged on form and colour)

MINIATURE CLASSES

The international standard is that miniature flowers will measure less than 50 mm in diameter.

All miniatures can be coded according to the corresponding standard Division, trumpet, large cup, double etc, but exhibitors and stewards may need to check the ADS list for correct coding. (This list is published in the TDC newsletter each year).

All miniature exhibits in open, trophy and seedling classes should be coded for colour and Division. For example, *Angel's Whisper 5Y-Y*.

Exhibitors should be aware that some catalogues will name regular Division 6 cultivars as “miniature” when in fact they are too big. Flowers such as *Jetfire* and *Jenny* are standard Division 6 daffodils best described as “rockery” or small garden flowers.

Miniature daffodils are best exhibited in small containers appropriate to their diminutive size.

Miniatures can only be shown in Miniature classes.

SEEDLINGS

- 87. 3 distinct miniatures (staged separately)
- 88. 1 miniature – Division 1-4
- 89. 1 miniature – Division 5-9
- 90. 1 miniature – bloom not falling into the above

OPEN

91. 1 miniature – Division 1-4
92. 1 miniature – Division 5 - Triandrus
93. 1 miniature – Division 6 – Cyclamineus with yellow perianth
94. 1 miniature – Division 6 – Cyclamineus with white perianth
95. 1 miniature – Division 7 - Jonquilla
96. 1 miniature – Division 8 - Tazetta
97. 3 Bulbocodiums – Division 10 N.N.D. in a container. To be less than 50 mm in diameter
98. 1 Bulbocodium – Division 10 (less than 50 mm in diameter)
99. 1 miniature – Division 12 - Miscellaneous
100. 1 Species – Division 13
101. 3 miniatures, any Division, distinct, in one container
102. 3 miniatures, one variety in one container

RESTRICTED

103. 1 miniature – Division 1-4
104. 1 miniature – Division 5 - Triandrus
105. 1 miniature – Division 6 - Cyclamineus
106. 1 miniature – Division 7 or 9
107. 1 miniature – Division 10 – Bulbocodium less than 50 mm in diameter
108. 1 miniature – Division 12 or 13 – Miscellaneous or Species

NOVICE

109. 1 miniature, multi headed
110. 1 miniature , single headed
111. 1 miniature, species
112. 3 distinct miniatures in one container

CUT FLOWERS

- a. All exhibitors to supply own containers – green bottles are good!
- b. Please read Show rules and conditions of entry.
- c. Exhibitors to ring Mr Paul Robinson for entry number, phone number 6491 2115.
- d. Please NAME your shrubs and trees etc, or leave a label BLANK for someone else to do so.

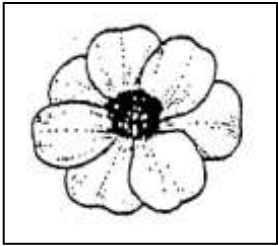
Class No.

1. An arrangement of ANNUALS in a container
2. An arrangement of PERENNIALS in a container
3. An arrangement of flowers from bulbs, rhizomes or corms in a container – not more than 24
4. An arrangement of DAFFODILS in a container – not more than 12. N.N.D.
5. 1 stem of flowering SHRUB or TREE
6. 4 distinct stems of FOLIAGE (no flowers or buds) in a container
7. 1 single stem of flowering annual
8. 1 single stem of flowering perennial
9. 1 single stem of flowering bulb
10. 1 single stem of foliage, may be with buds, seeds, new growth
11. 1 single stem of native plant foliage
12. 1 single stem of native flowering shrub
13. An arrangement of hellebores in a container
14. 1 single orchid spike
15. 1 to 3 stems of protea

RHODODENDRON

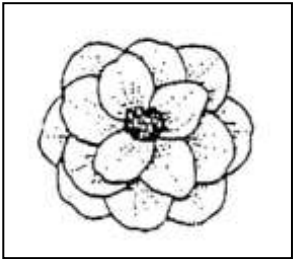
A truss is a cluster of florets on one stem and coming from a single bud.

16. 1 red truss
17. 1 pink truss
18. 1 truss, any colour other than pink or red
19. A collection of rhododendron flowers, not more than 6

CAMELLIA DEFINITIONS**SINGLE:**


A flower having one row of not more than eight petals, which can be regular, irregular, or loosely arranged about a central, conspicuous stamen cluster with or without petaloids.

Note: NOT more than eight petals (we used to have nine), but petaloids are allowed.
eg. "Spencer's Pink".

**SEMI-DOUBLE:**

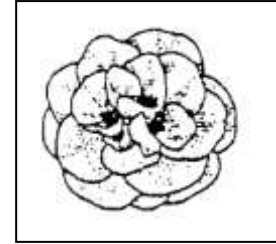
A flower having in excess of eight petals in two or more rows, with a conspicuous stamen cluster, with or without petaloids.

Note: Petaloids allowed but must have a conspicuous stamen cluster.
eg. "The Czar"

**ANEMONE FORM:**

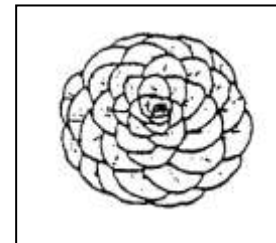
(previously called Elegen Form). A flower having one or more outer rows of large petals, while the stamens have become almost totally petaloid and form a convex mass in the centre.

eg." Brushfield's Yellow"

CAMELLIA DEFINITIONS**PEONY FORM:**

(also known as informal double). A flower having either of two forms as follows:

1. Loose or incomplete informal double with loosely arranged petals, usually irregular or wavy, becoming smaller to the centre where they are divided by stamens. Sometimes the centre is a mixture of small petals, petaloids, and stamens.
eg. "Easter Morn"
2. Full or complete informal double, usually a convex mass of a mixture of irregular, twisted petals and petaloids, with stamens, if any, obscured.
eg. "Debutante"

**FORMAL DOUBLE:**

A flower having many rows of regular, overlapping petals and no visible stamens, the petals being arranged in one of four different ways, namely fully imbricated, tiered, spiral, or bud-centred.

eg. "Nuccio's Gem"

MINIATURE: Both japonica and hybrid, not to exceed 60 mm.

CAMELIAS

20. 1 bloom (single)
21. 1 bloom (semi-double)
22. 1 bloom (Anemone Form)
23. 1 bloom (Peony Form)
24. 1 bloom (Formal double)
25. 1 bloom (miniature)
26. Arrangement of camellia blooms, nor more than 12, in a basket

GROWN IN A POT

27. Pot of flowering annuals
28. Pot of flowering bulbs
29. Pot of indoor foliage
30. Indoor potted plant in flower
31. Outdoor potted plant in flower
32. Pot of orchids
33. Pot of cacti or succulents
34. Pot of ferns
35. Pot of herbs
36. Bonsai

FLORAL ART

- a. Artificial plant material may NOT be used.
- b. Wiring is permitted excepting self stemmed posies. (Plant material requiring water MUST be in water).
- c. Exhibitors will be judged on original and creative design, with use of the principles and elements of design, freshness, good grooming, unit, harmony, technique and finish.
- d. Please read Show rules and conditions of entry.
- e. Exhibitors to ring Mr Paul Robinson for entry number on 6491 2115

FLORAL ART CATEGORIES

Please note that this year there are only two classes – open and novice. Each division listed below in Class No. 37 through 40 inclusive can be entered as an open or novice entry.

Class No.

OPEN & NOVICE

37. Tall and Skinny
38. Spring Splendour
39. Golden Sunshine
40. Cup and Saucer

NOVELTY – OPEN TO ALL

41. Arrangement using weeds only

CHILDREN'S SECTION

There will be three Children's sections all of which are given the following themes to choose from:

42. Face on a thick slice of bread (made with vegetables, flowers or plants)
43. "My Garden" on a dinner plate
44. Space Monster made from vegetables.

UNDER 5 YEARS**AGES 5 TO 10 YEARS****OVER 10 YEARS****PEOPLES CHOICE**

45. Plant sculpture (Artistic interpretation no bigger than 1 m2).
Ballot box at display